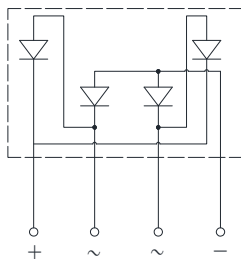



## Super Fast Recovery Bridge Rectifiers



### Features

- UL recognition, file #E230084
- Glass passivated chip junction
- Ideal for printed circuit boards
- High surge current capability
- Solder dip 275 °C max. 7 s, per JESD 22-B106

### Typical Applications

General purpose use in AC/DC bridge full wave rectification for monitor, TV, printer, power supply, switching mode power supply, adapter, audio equipment, and home appliances applications.

### Mechanical Data

- **Package:** 6KBJ  
Molding compound meets UL 94 V-0 flammability rating, RoHS-compliant
- **Terminals:** Tin plated leads, solderable per J-STD-002 and JESD22-B102
- **Polarity:** As marked on body

### ■Maximum Ratings (T<sub>a</sub>=25°C Unless otherwise specified )

PARAMETER	SYMBOL	UNIT	EGBJ2506	
Device marking code			EGBJ2506	
Maximum Repetitive Peak Reverse Voltage	V <sub>RRM</sub>	V	600	
Maximum RMS Voltage	V <sub>RMS</sub>	V	420	
Maximum DC blocking Voltage	V <sub>DC</sub>	V	600	
Average rectified output current @60Hz sine wave, R-load	With heatsink T <sub>c</sub> =105°C	I <sub>o</sub>	A	25.0
	Without heatsink T <sub>a</sub> =25°C			3.2
Forward Surge Current (Non-repetitive) @60Hz Half-sine wave, 1 cycle, T <sub>j</sub> =25°C	I <sub>FSM</sub>	A	220	
Forward Surge Current (Non-repetitive) @1ms, square wave, 1 cycle, T <sub>j</sub> =25°C			440	
Current squared time @1ms≤t≤8.3ms T <sub>j</sub> =25°C, Rating of per diode	I <sup>2</sup> t	A <sup>2</sup> S	201	
Storage temperature	T <sub>stg</sub>	°C	-55 ~ +150	
Junction temperature	T <sub>j</sub>	°C	-55 ~ +150	
Dielectric strength @ Terminals to case, AC 1 minute	V <sub>dis</sub>	KV	2.5	
Mounting torque @Recommend torque: 5kg·cm	Tor	kg·cm	8	



# EGBJ2506

## ■ Electrical Characteristics (T<sub>a</sub>=25°C Unless otherwise specified)

PARAMETER	SYMBOL	UNIT	TEST CONDITIONS	EGBJ2506
Maximum reverse recovery time	T <sub>RR</sub>	ns	I <sub>F</sub> =0.5A, I <sub>R</sub> =1.0A, I <sub>RR</sub> =0.25A	35
Maximum instantaneous forward voltage drop per diode	V <sub>F</sub>	V	I <sub>FM</sub> =12.5A	2.0
Maximum DC reverse current at rated DC blocking voltage per diode	I <sub>R</sub>	μA	T <sub>j</sub> =25°C	5
			T <sub>j</sub> =125°C	100
Typical junction capacitance	C <sub>j</sub>	pF	Measured at 1MHz and Applied Reverse Voltage of 4.0 V.D.C	90

## ■ Thermal Characteristics (T<sub>a</sub>=25°C Unless otherwise specified)

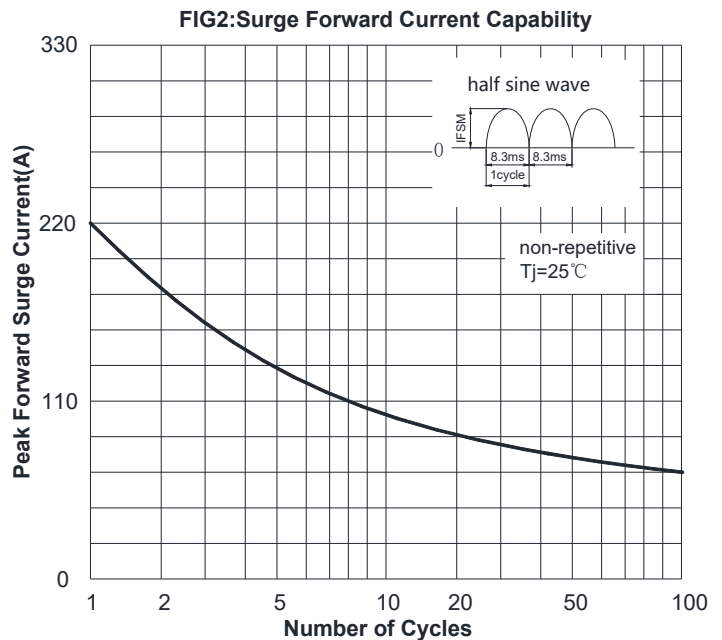
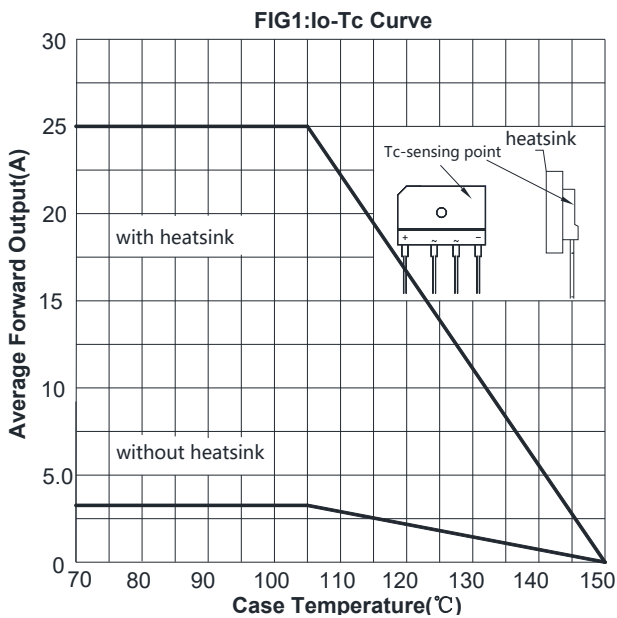
PARAMETER		SYMBOL	UNIT	EGBJ2506
Thermal Resistance	Between junction and ambient, Without heatsink	R <sub>θJ-A</sub>	°C/W	18.0
	Between junction and case, With heatsink	R <sub>θJ-C</sub>		1.0

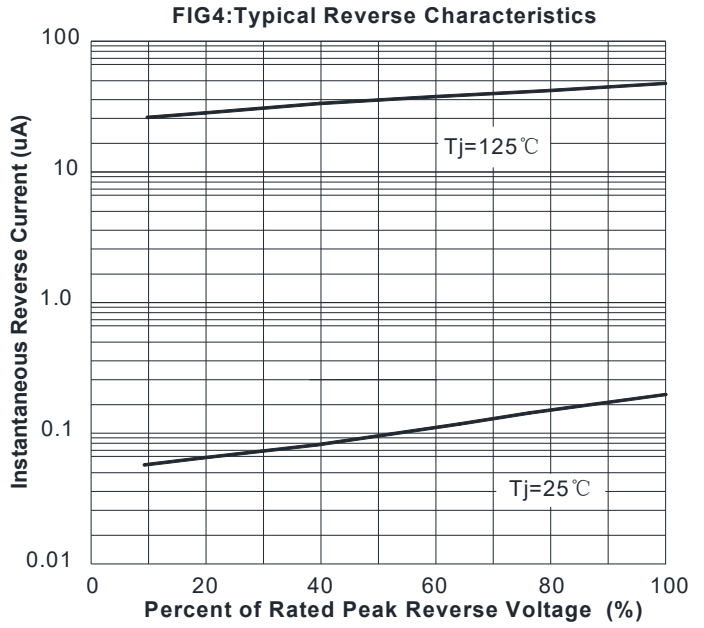
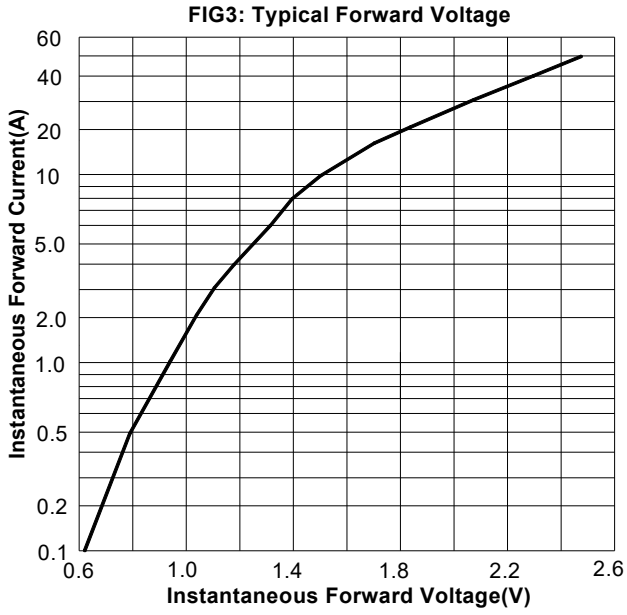
Note: Device mounted on 75mm x 45mm x 5.5mm Aluminum Plate Heatsink.

## ■ Ordering Information (Example)

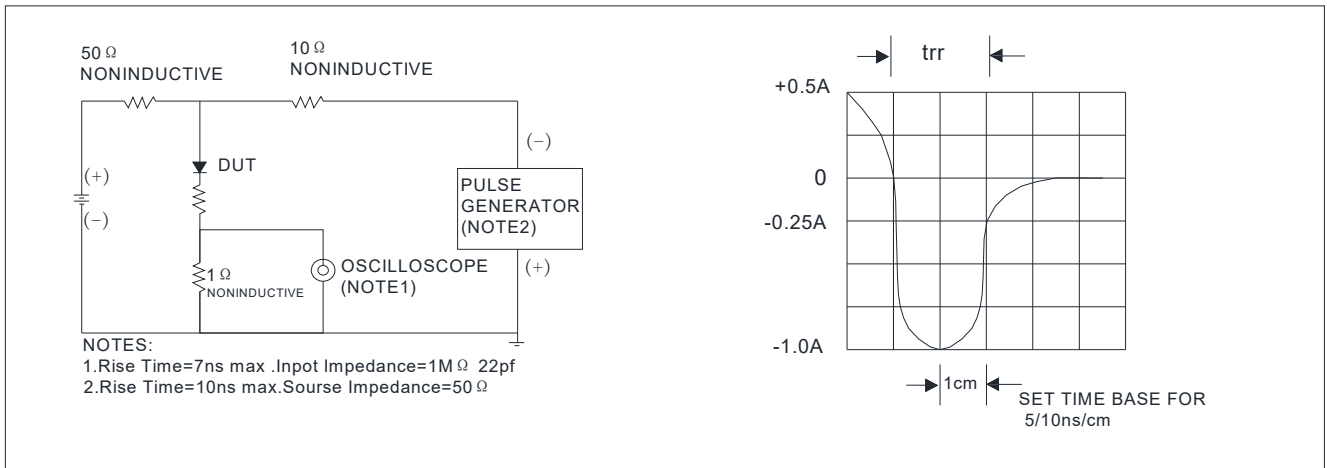
PREFERED P/N	PACKING CODE	UNIT WEIGHT(g)	MINIIMUM PACKAGE(pcs)	INNER BOX QUANTITY(pcs)	OUTER CARTON QUANTITY(pcs)	DELIVERY MODE
EGBJ2506	B1	Approximate 6.5	15	750	1500	TUBE

## ■ Characteristics (Typical)





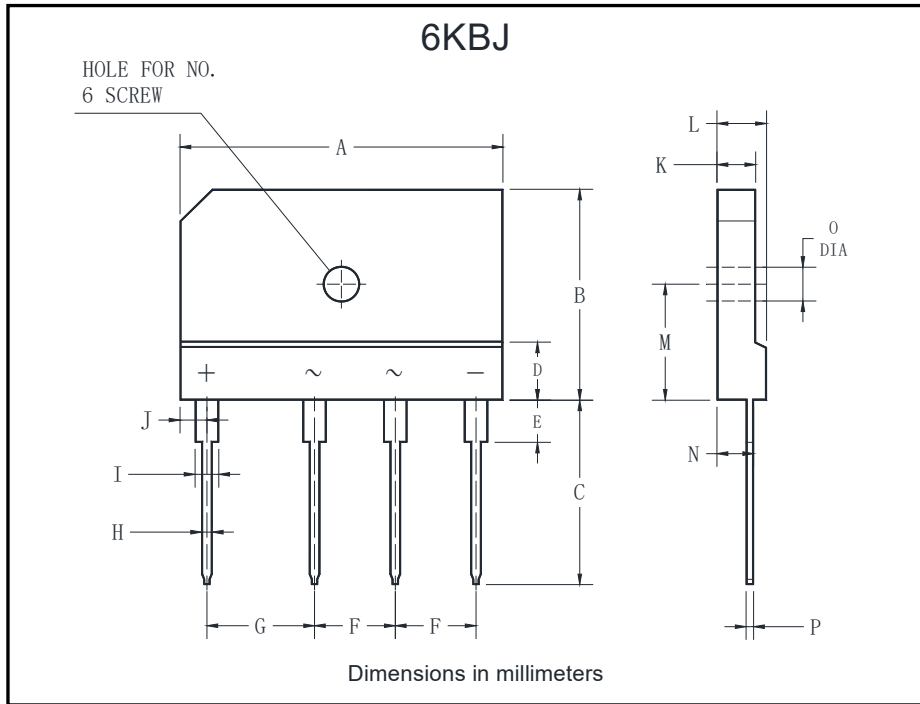
**FIG.5: Diagram of circuit and Testing wave form of reverse recovery time**





# EGBJ2506

## ■ Outline Dimensions



6KBJ		
Dim	Min	Max
A	29.7	30.3
B	19.7	20.3
C	17.0	18.0
D	4.8	5.8
E	3.8	4.2
F	7.3	7.7
G	9.8	10.2
H	0.9	1.1
I	2.0	2.4
J	2.3	2.7
K	3.4	3.8
L	4.4	4.8
M	10.8	11.2
N	3.1	3.7
O	3.1	3.4
P	0.6	0.8



### Disclaimer

The information presented in this document is for reference only. Yangzhou Yangjie Electronic Technology Co., Ltd. reserves the right to make changes without notice for the specification of the products displayed herein to improve reliability, function or design or otherwise.

The product listed herein is designed to be used with ordinary electronic equipment or devices, and not designed to be used with equipment or devices which require high level of reliability and the malfunction of which would directly endanger human life (such as medical instruments, transportation equipment, aerospace machinery, nuclear-reactor controllers, fuel controllers and other safety devices), Yangjie or anyone on its behalf, assumes no responsibility or liability for any damages resulting from such improper use of sale.

This publication supersedes & replaces all information previously supplied. For additional information, please visit our website [http:// www.21yangjie.com](http://www.21yangjie.com) , or consult your nearest Yangjie's sales office for further assistance.